

TIARA

DIRECT VENT GAS STOVES

HEAT & GLO



A dark wood fireplace with a fire burning inside, set in a room with a bookshelf and a framed picture of a bridge.

COMFORT & TIMELESS  
AMBIANCE

*TIARA II shown in Cocoa Brown*

# TIARA

Classic style. Efficient heating. Durable cast iron construction. The Tiara Series brings the timeless appeal of a burning stove into a new age.

## EFFICIENT HEATING

Quickly fill a space with warmth. Three Tiara stove models provide high-efficiency performance. And the right heat for the right space.

## IN THE DETAILS

From vibrant flames to detailed logs. Intricate castings to textured brick interiors. We took attention to every last detail. The results, are dramatic.



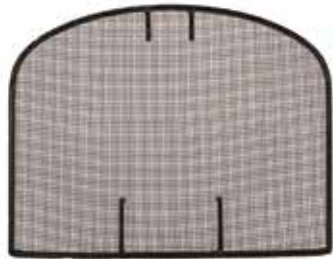
*TIARA I shown in black*



*TIARA PETITE shown in black*

## STANDARD SAFETY SCREEN

Mesh safety barrier screens protect against direct contact with the glass front of the stove, and help reduce the potential of a serious burn. Included standard.



## WARMING SHELVES

Optional warming shelves enhance the realistic, traditional stove experience. Available for the Tiara I and Tiara II.



## COLORS AND FINISHES\*

MATTE

BLACK

PORCELAIN

COCOA BROWN

*\*TIARA PETITE available in black only*

## OPTIONS NOT PICTURED

- Grille top for use when venting out the rear of stove
- Brick firebox refractory upgrade available for Tiara I (Refractory upgrade comes standard on Tiara II)
- Wireless on/off wall switch
- Remote control
- Fan

## STOVE TECHNOLOGIES

### INTELLIFIRE PLUS™ IGNITION SYSTEM



An advanced intermittent pilot ignition system with memory settings, IPI Plus constantly monitors ignition, ensures safe functioning and conserves up to \$10/month in energy costs.

### DIRECT VENT TECHNOLOGY

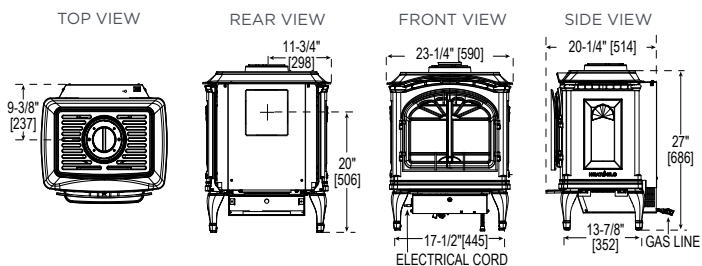


Direct Vent stoves remove 100% of combustion exhaust and odors outside of the home. These sealed stoves provide optimal heat, conserve energy and ensure clean, safe indoor air quality.

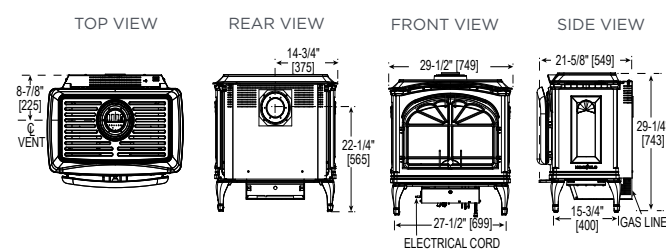
# SPECIFICATIONS

MODEL	WIDTH	WIDTH WITH WARMING SHELVES	HEIGHT	DEPTH	GLASS SIZE	VENTING	BTU/HOUR INPUT
TIARA I	23-1/4 [590]	35-1/2 [902]	27 [686]	20-1/4 [514]	15-1/2 x 10-1/2 [394 x 267]	TOP/REAR	19,500-25,000 (NG) 16,500-22,500 (LP)
TIARA II	29-1/2 [749]	41-3/4 [1060]	29-1/4 [743]	21-5/8 [549]	21 x 12-1/2 [533 x 318]	TOP/REAR	26,000-37,000 (NG) 26,000-34,000 (LP)
TIARA PETITE	18-1/8 [460]	N/A	22-3/4 [578]	17-3/8 [441]	8-3/4 X 11-1/8 [222 x 283]	REAR	14,500 (NG) <sup>1</sup> 13,000(LP)

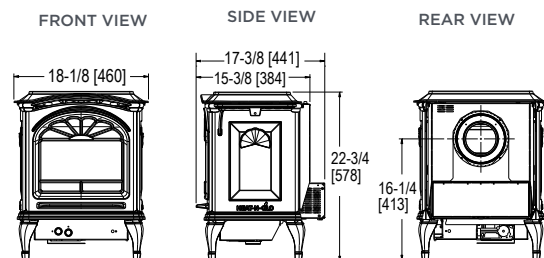
## TIARA I



## TIARA II



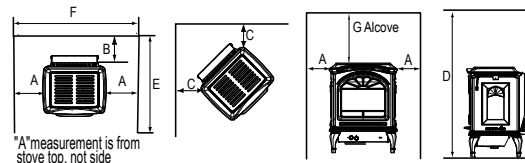
## TIARA PETITE



## CLEARANCES TO COMBUSTIBLES

MODEL	A	B	C	D	E	F	G	Top of pipe	Side of pipe	Inside outside corner wall vent
TIARA I	8-1/2	1/4	3/8	54	36	40-1/4	27	3	1	9
TIARA II	5-1/4	3	1	66	36	40	36-3/4	3	1	9
TIARA PETITE	6	2	2	43	36	30	20-1/4	3	1	9

Clearances are in inches. See installation manual for more information



Dimensions in diagrams are in inches and millimeters. Dimensions in table are in inches. Product information is not complete and is subject to change without notice. Product installation must adhere strictly to instructions shipped with product. We recommend measuring individual units at installation.

Refer to installation manual for detailed specifications on installing this product. Heat & Glo reserves the right to update units periodically. The flame and ember appearance may vary based on the type of fuel burned and the venting configuration used. Actual product appearance, including flame, may differ from product images.

## U.S. EFFICIENCIES

**Steady State** - Since most homeowners use their fireplaces for an extended time while they are in the room, Steady State measures how efficiently your fireplace converts fuel to heat once it is warmed up and running in a "steady state".

FIREPLACE	STEADY STATE
TIARA I	<b>70.8 (NG), 71.3 (LP)</b>
TIARA II	<b>69.2 (NG), 68.9 (LP)</b>
TIARA PETITE	<b>63.1 (NG), 66.1 (LP)</b>

**AFUE** - AFUE rating is more typically used with appliances, like your furnace, that continually cycle on and off to maintain a constant temperature.

FIREPLACE	AFUE
TIARA I	68.6 (NG), 69.4 (LP)
TIARA II	67.1 (NG), 66.8 (LP)
TIARA PETITE	61.1 (NG), 61.1 (LP)

## CANADA EFFICIENCIES

**EnerGuide (CSA P.4.1-15)** - EnerGuide is a rating used in Canada to measure annual fireplace efficiency.

FIREPLACE	ENERGUIDE (CSA P.4.1-15)
TIARA I	76.2 (NG), 76.9 (LP)
TIARA II	69.7 (NG), 68.8 (LP)
TIARA PETITE	61.8 (NG), 62.2 (LP)


For complete information on this model, please contact us at:

# HEAT & GLO

No one builds a better fire

Web: [heatnglo.com](http://heatnglo.com)  
Phone: (888) 427-3973  
E-mail: [info@heatnglo.com](mailto:info@heatnglo.com)

[facebook.com/HeatandGlo](https://www.facebook.com/HeatandGlo)  
[twitter.com/HeatandGlo](https://twitter.com/HeatandGlo)  
[youtube.com/HeatandGlo](https://www.youtube.com/HeatandGlo)



## LIMITED LIFETIME WARRANTY<sup>2</sup>

The strongest in the industry, Heat & Glo provides a limited lifetime warranty on the most important aspects: firebox and heat exchanger.

1. Single heat setting only. No flame turndown available.

2. For full warranty details, go to [www.heatnglo.com](http://www.heatnglo.com).

Fireplace glass and other surfaces get extremely HOT and can cause severe burns if touched. Do not remove the protective safety screen from the front of the glass. Keep a safe distance away. To learn more visit [www.heatnglo.com/fireplacesafety](http://www.heatnglo.com/fireplacesafety)